

Nureva™ Span™ Workspace

For accelerated visual collaboration

Bridge the gap between paper and pixel to accelerate your essential collaborative processes. With Span Workspace, teamwork is fast, fluid and effective – whether you're all in the same location or dispersed around the world.

Span Workspace is a cloud-based solution that lets you create an unlimited number of digital canvases to visualize ideas and map processes. Anyone with a subscription can invite other users or guests to a canvas, and everyone can work together on it in real time, using any device. Familiar tools, including sticky notes, sketches, images and templates, help you shift from paper to digital collaboration without compromising your proven processes.

With expansive canvases and easy-to-use tools, Span Workspace is the virtual collaboration solution your team has been looking for.

Create content

Share ideas using a variety of flexible tools. Notes let you quickly add ideas to a canvas, while text boxes allow more room to capture complex thoughts. Sketches are ideal for drawing and wireframing, and images can provide visual inspiration. All can be moved, edited, hyperlinked, duplicated and grouped as needed. In addition, screen sharing enables information from multiple live applications to be shared to the same canvas, creating an even more dynamic collaboration space.

Organize everything

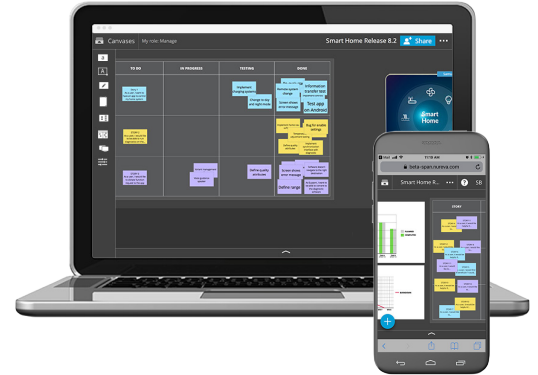
Use intelligent groups to keep your content accessible and organized. Subgroups and color coding help everyone see at a glance how ideas fit together. For more complex tasks, Span Workspace makes it easy to create custom templates from scratch or convert your paper-based templates into dynamic digital tools. You can also choose from a selection of commonly used business templates.

Collaborate anywhere

Contribute to a canvas anytime, anywhere and on any device. Synchronous and asynchronous inputs are possible from all team members, whether they're colocated or working at a distance. When collaborating in real-time, you can follow a leader through a canvas or explore on your own. And using QuickShare lets people without a Span subscription share their ideas as well.

Optimized for the Nureva Wall

Using Span Workspace with a Nureva Wall gives teams even more room to visualize ideas and processes. It combines an ultra-short-throw HD projector with a capacitive touch surface to transform virtually any wall into a space for rich, visual collaboration. For more details, visit nureva.com/visual-collaboration/nureva-wall.



BENEFITS

Encourages big-picture thinking • Working with ideas on an expansive canvas helps team members spot patterns and connect ideas

Accelerates collaborative processes • Digitally transform agile, lean, design thinking and other processes with familiar tools that you can tailor to your needs

Enables access anywhere • Cloud-based software lets people work together in real time, no matter where they are

Reduces groupthink • Users can create and organize content in their personal tray before sharing it to the canvas

Simplifies sharing • With easy access to guest accounts and the QuickShare feature, it's simple to gather feedback and ideas from a wide range of people


Works with all devices • Team members can use Span Workspace on their phones, tablets, Chromebook™ computers, laptops, interactive displays and the Nureva Wall

Tools to create	
Canvas	Create a blank canvas to capture and organize ideas. Canvases start at 40' (12.19 m) but can be extended to 200' (60.96 m).
Notes	Type or ink on a digital sticky note. Duplicate, change colors or add a hyperlink.
Text box	Enter up to 2,000 characters of text and resize as needed. Duplicate, choose from 10 text colors or add a hyperlink.
Sketch	Open a blank sketch for quick inking. Duplicate, ink in 10 colors, erase or add a hyperlink.
Image	Import images in most standard formats. Duplicate, resize or add a hyperlink. Write or sketch over images and edit annotations as needed.
Copy and paste	Copy and paste content from one canvas to another.

Tools to organize	
Intelligent groups	Create a group to organize content. Drag items in and out or resize as needed. Assign a color and any note added to the group will match.
Customizable templates	Convert images into dynamic templates, or choose from a selection of commonly used business templates.

Tools to share	
Share a canvas	Invite guests or subscribers to collaborate. Set individual permission levels on a canvas to view, contribute, edit or manage.
Follow me	Let everyone follow your view as you pan the canvas and touch items, making it easy for distributed teams to stay on track.
QuickShare	Enable anyone with a device to contribute notes and images, even without a Span subscription, by scanning a QR code or entering an access number.
Screen sharing	Share your screen to a canvas while others are also sharing their screens.
Export	Export any canvas as a PDF or an Excel® file.

Tools to manage	
Duplicating and versioning	Quickly duplicate a canvas or save a view-only version of a canvas.
Canvas list	Add tags to canvases to organize them. Star your favorites, archive completed canvases or move them to the trash.
User groups	Administrators can create user groups in Span Workspace, and then anyone can easily invite groups to the same canvas.



WALL SOFTWARE ADDITIONAL FEATURES

(for the Nureva Wall or interactive displays)

- Access content from other applications, including web browsers and documents, without leaving Span Workspace. Capture content into the canvas and add annotations.
- Insert a digital flip chart. Add multiple pages, write in 10 colors, move and erase.
- Lock a canvas in place and then easily unlock when panning is needed

MINIMUM OPERATING REQUIREMENTS

Wall software

Windows® OS 10 or higher (64 bit only) .NET framework 4.6 or higher

Computer browser

Chrome™ v66+, Safari® 10+ (running Mac OS X 10.10+)

Mobile browser

iOS Safari 10, iOS Chrome 10, Android™ 7

For more information

Contact us

Nureva Inc.
Tel. 403.699.9781
sales@nureva.com
enquiries@nureva.com

Nureva™ Wall WM408i

For expansive visual collaboration

Highly collaborative groups need room – to plan every step and visualize every insight. The Nureva Wall WM408i system offers you an expansive interactive space to accelerate your team processes like never before.

The system combines a solid-state, ultra-short-throw HD projector with a capacitive touch surface to create an interactive working wall that enhances a wide range of collaborative activities. With the help of Span™ Workspace, the Nureva Wall digitally transforms agile, lean, design thinking and other essential processes by creating room for rich, visual collaboration.

Expanded space to work

Make your walls interactive with a solution that gives everyone the space they need to tackle challenging problems and keep complex projects on track. The Nureva Wall provides wall-sized working spaces that leverage ultra-short-throw projection, yielding the lowest price per pixel for any display technology.

Precise interactive touch

Keep everyone working efficiently together with a touch surface that features the same advanced technology found in the latest smartphones. With virtually any lighting conditions or wall type, you can count on responsive and accurate touch performance. And with 40 simultaneous touch points per dual system, the Nureva Wall supports engaged teamwork and collaboration among a large number of contributors.

Flexible configurations


Create a working area tailored to your team's needs. Nureva Wall configurations can be as small as 7' 6" (2.30 m) wide or as large as 60' (18.29 m) wide. The systems can span the length of a wall, be placed in a corner or wrap around an entire room for immersive collaboration.

Easy installation

Install the system on almost any wall. An interlocking feature lets you easily combine more than one touch panel, and a USB interconnection cable enables multiple systems to be controlled by one computer.

Powered by Span Workspace

Span Workspace, available as a subscription, is optimized for use with the Nureva Wall. This cloud-based collaboration solution gives groups everything they need to visualize ideas and map processes. With Span Workspace, people can work together anywhere, using any device, allowing for synchronous and asynchronous collaboration. Learn more at nureva.com/visual-collaboration/span-workspace.



Benefits

Encourages big-picture thinking • Seeing ideas on a large surface helps group members spot patterns and connect ideas

Increases collaboration • 40-point multitouch (on each dual system) means multiple team members can easily work together on the wall. People can also use their devices to interact with content at the same time.

Accelerates processes • Digitally transform agile, lean, design thinking and other processes with familiar tools that you can tailor to your needs

Simplifies teamwork • The system's automated start-up experience and intuitive, flexible tools help teams to work together effectively without distraction

Optimizes your space • The flexible design of the Nureva Wall makes it well suited to a wide variety of spaces, from huddle rooms to conference rooms to underused hallways and team spaces

Blends into your walls • The touch surface's low-profile bezel and slim design keep the focus on ideas, not technology

Works with a variety of applications • Run all your Windows® applications on the Nureva Wall

Projector details	
Resolution	1920 x 1080
Aspect ratio	17:9
Image size	7' 6" x 47" (2.29 x 1.19 m) (100" or 2.54 m diagonal)
Brightness	3600 ANSI lumens
Light source	Solid state illumination (SSI)
Room-control	Crestron ready
Dimensions (w x h x d)	15.1" x 3.4" x 12.1" (38.3 x 8.6 x 30.8 cm)
Net weight	15.2 lb. (6.9 kg)


Touch panel

Performance	
Touch technology	Projected capacitive touch
Touch points (multitouch)	20 points per 100" panel
Dry-erase compatible	Yes

Functionality	
Power button	Wake/home/sleep
Presence detection	Wake/sleep; 104° H; 90° V
Multipanel connectivity	Up to four boards reporting to one PC
Dimensions	89 1/4" x 51 3/8" x 7/8" (226.6 x 130.4 x 2.4 cm)
Net weight	75 lb (34 kg)

Computer requirements

Functionality	
Image resolution	1920 x 1080
Processor	x86 or x64 Minimum Intel® i5 or higher
RAM	8 GB minimum
Video memory	1 GB
Graphics processor	Direct® 9.0 compatible or better
Video ports	x2 minimum of either HDMI or DisplayPort
USB	2.0 high-speed port



WHAT'S INCLUDED

- Nureva SSI 1080p projector
- Nureva wall mount
- Nureva 100" diagonal (2.54 m) touch panel
- USB A-B cable
- +5V DC power supply with country-specific adapters

NUREVA ROOM MANAGER

Easily adjust image alignment, configure multiple systems and recalibrate for better touch accuracy. The Room Manager ensures firmware and related software are up to date and gives you easy access to documentation and product help. It also lets you manage other Nureva products, including the HDL300 audio conferencing system.

MINIMUM OPERATING REQUIREMENTS

Wall software

Windows® OS 10 or higher (64 bit only) .NET framework 4.6 or higher

The Nureva Wall requires a customer-provided computer.

For more information

Contact us

Nureva Inc.
 Tel. 403.699.9781
 sales@nureva.com
 enquiries@nureva.com

