




easyLAB[®]

Plug&Teach

Do you have a computer lab?

Well, now you have a **Language Lab!**



What exactly is easyLAB?

easyLAB can transform any ordinary computer laboratory into a cutting-edge Language Laboratory.

easyLAB is a system which combines hardware and software to optimize a school's computer set up, providing tools based on control and communication which have been designed not only with language teaching in mind, but also to provide multidisciplinary cost effectiveness.

easyLAB self installs, and the installation does not require any advanced technical knowledge. Any teacher will be able to use it without prior training. So, from day one you will be able to get the most out of your language lab.



Optimas Technology with the Roycan guarantee

easyLAB is based on **Optimas**, the only system that allows audio and video to be broadcast in real time through the computer network with no loss in quality or delays.

And, that's not all: **easyLAB** is a powerful multidisciplinary tool that any teacher can use to motivate his/ her students and increase interactivity and control in the computer classroom.

Optimas is the result of years of development and heavy investment in R&D by Roycan, a Spanish company which has been the leading company in the design and manufacture of language labs and multimedia classrooms for the past 25 years.



easyLAB
Plug & Teach

Advantages

Communication and control

easyLAB equips the computer lab with tools that allow the teacher and students to communicate orally. The headphones and microphones guarantee communication between each and everyone in the class.

And that's not all. At all times, the teacher is in control of what happens in the classroom thanks to an extensive package of supervision and computer classroom management features.

Computers for language learning

easyLAB includes several useful tools specifically designed for language learning. The most important of these is **DLL**, a full-blown, versatile digital recorder that allows sequences of audio and video with bookmarks, subtitles and explanations to be used in the classroom.

Just connect everything and you're ready to begin

easyLAB does not require any special equipment or classroom furniture. Any computer lab in the educational centre can be transformed into a language laboratory in just a few minutes.

Moreover, a technician does not have to be called in to set up the system. Anyone with basic computer skills can install **easyLAB**.


Economical and cost effective

easyLAB gives a double return on investment. On the one hand, the centre can take advantage of the computer equipment using it as a multidisciplinary tool, increasing and improving its capabilities. On the other hand, the centre has a modern language laboratory which can be transported and used in any of the centre's computer laboratories.

Easy to increase in size and update

easyLAB's classroom workstations function independently, and the number can be increased at any time by simply buying the licenses that the centre needs.

Furthermore, the software can be updated to new versions without necessarily having to purchase new hardware.



Everything is just a click away

easyLAB's graphic interface has been designed so that any user, even those without computer skills, can control the classroom from day one.



Laptop computers

easyLAB can also be installed in classrooms which have laptop computers since it does not require large amount of technical resources.



Four systems in one

easyLAB is based on the four pillars of **Optimas**: Audio-visual broadcasting, Communication, Control, and Management and Personalization, each of which includes, amongst other things, the following features:

1 Audiovisual broadcasting

Any audio and/ or video signal can be broadcast in real time with no loss of quality through the classroom's computer network.

Up to 5 transmission channels can be configured simultaneously, through which the teacher can send different audio-visual resources to different groups of students.

This material can come from 8 different sources, be they digital or analogue, so the teacher can use audio CDs, DVDs, music and video files or resources from the Internet.

2 Communication

Communication between the teacher and the students is fundamental in order to be able to practice speaking and oral comprehension.

easyLAB allows the teacher to create up to 6 work groups simultaneously, as well as consecutive or random conversational pairs. The students interact amongst themselves using the mini headsets.

The teacher can listen to dialogues of each of the groups and participate in them, or listen in on a single student and speak to him/ her in private. There is also a help system available.

3 Control

The control tools allow a higher level of discipline to be maintained in the classroom, and this means getting the most out of practise time spent in the classroom.

The teacher can see the students' screens and listen to their dialogues and conversations.

The teacher has complete control over the students' computers. He/ She can switch them on or off, automatically launch programmes or deny access to certain applications.

4 Management and personalization

easyLAB includes different tools which allow the teacher to personalize and dynamically manage the classroom.

The programme can be personalized by adding the names of the students so they can be seen on the screen and easily located.

Each and every teacher can configure his/ her own user profile, and protect it with a user name and password. The teacher can then access this profile in a different classroom and maintain the same parameters and options.



DLL

Digital Language Laboratory

DLL software, a latest generation full-blown digital recorder / player is integrated into easyLAB.

This is not only audio based; it also uses video support in order to more fully immerse the students in language learning activities.

It allows audio sequences (songs, talks, interviews, etc.) as well as video (music videos, films, documentaries, etc.) to be used. This is a vast improvement on traditional cassettes and adds many new features.

The teachers can design their own materials or download hundreds of exercises from the Internet in order to make their language laboratory classes a unique experience which will allow the student to learn languages in an enjoyable and motivating way.



Audio and video on the same recorder with speed selection, bookmarks, commentaries and subtitles.

Independent learning: Oral practice and phonetics

- Support for audio and video files in a wide range of formats.
- Basic reproduction and recording functions, just like conventional cassette recorders.
- The ability to include bookmarks and comments in any part of the audio or video sequence.
- "Master" and "Student" tracks which allow the teacher to switch between recording and reproduction of the student's voice during speaking practice or phonetics exercises, either alternating between the two or doing this simultaneously.
- Wave graphs which allow comparisons to be made between both recordings.
- Independent volume controls for each track.
- Counters which show minutes, seconds, thousandths of seconds.
- Control over reproduction speed to adapt this to the needs of each student and their ability to retain information.
- Video subtitle function.
- Simultaneous translation function.



Equipment

The following are included as standard with **easyLAB**:

mOP+10 Communication Equipment

These devices are connected to each computer in the **easyLAB** classroom through a USB port. They guarantee the highest levels of audio communication, and work independently of the computer's sound card.

These devices include the system licenses and allow the micro headsets to be connected by means of 2 mini-jack connectors.



RC-150J Micro-headset

These are headphones with a unidirectional dynamic microphone which only picks up the student's voice, with no background noise or interference.

They have ear cushions to completely block out any external noise and include their own volume control built into the connection cable.

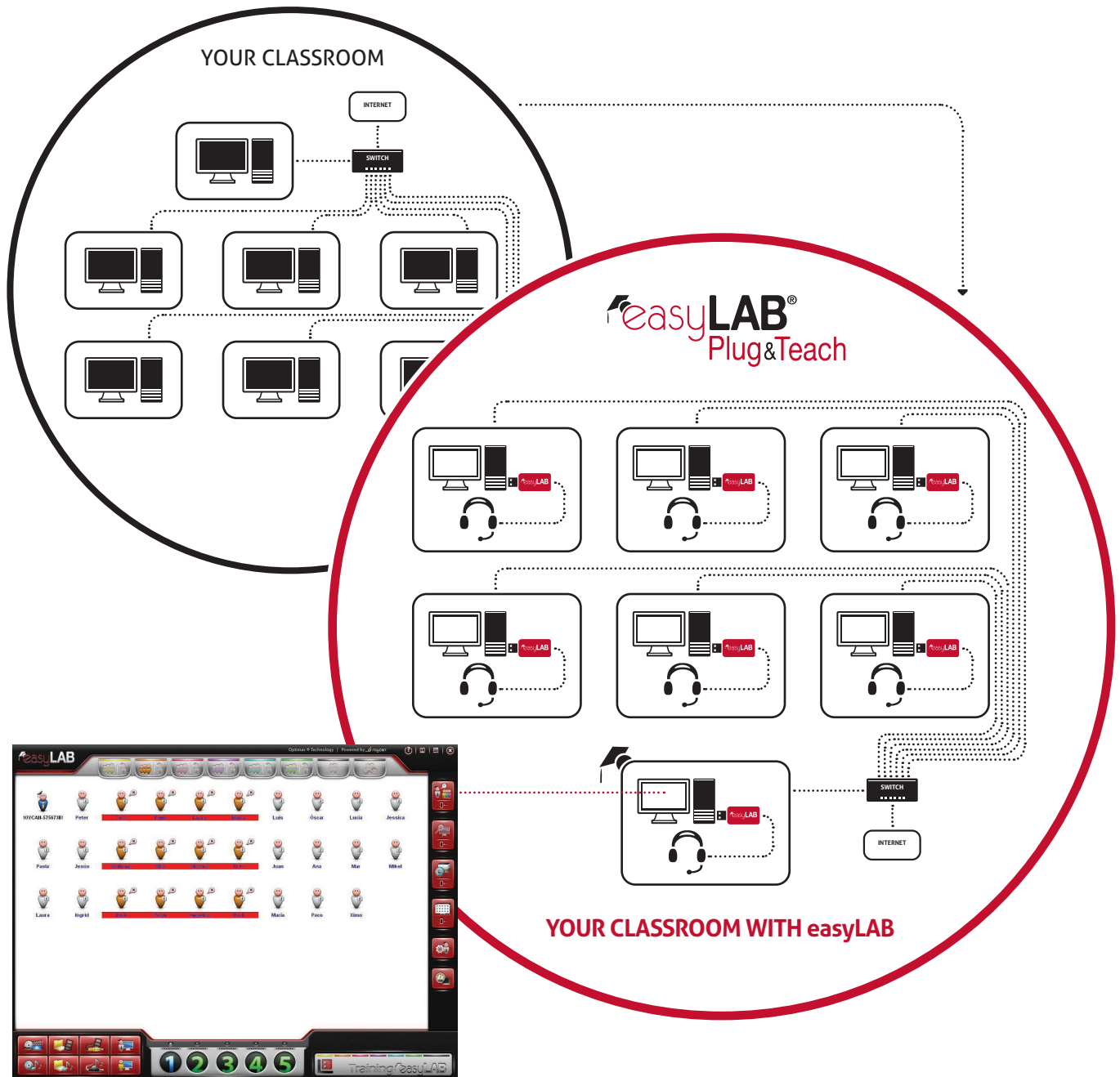


Installation CD

Besides the installation software, guides and system user manuals, the installation CD includes the **Roycan Certifier** which can be used to obtain information about the state of the classroom and the computers. Thanks to this certifier, the classroom administrator can evaluate and overcome any problems before starting the installation procedure.



Your classroom with easyLAB



Graphic interface on the teacher's workstation.

Minimum requirements

STUDENTS' COMPUTERS

Pentium IV 2.8 GHz. or Athlon AMD 64 3500+ Processor
512 Mb RAM (256 Mb free).
40 Gb. Free hard disk space.
AGP 128 Mb Graphics card
10/100 Mbps Network card.
1 free USB 2.0 connector
Microsoft® Windows® XP or Windows® 7.

TEACHER'S COMPUTER

Pentium IV 3.2 GHz. or Athlon AMD 64 4000+ Processor
2 Gb RAM memory (768 Mb free).
80 Gb. Free hard disk space.
PCI Express 256 Mb Graphics card
10/100 Mbps Network card
2 free USB 2.0 connectors.
Microsoft® Windows® XP or Windows® 7.

COMPUTER NETWORK

The switch must support the 802.1P QoS protocol specifically designed for high performance layer 2 multimedia traffic data.

Recommended speed: 10/100/1000 Mbps.
However, 10/100 Mbps is acceptable.

Optional accessories

Pack for small groups

easyLAB is available for classrooms with a large number of students as well as for smaller groups. Suitable for workshops or academies, it has a special case which holds a maximum of 7 sets of equipment and is easy to transport.



Carry case

Specifically designed to hold and safely transport all of the equipment necessary for a language laboratory of up to 30 students.

It has handles to make it easy to carry, and it is made of a high resistance canvas type material.



Home DLL

The portable version of the personal DLL laboratory. This allows the students to improve their language learning skills even more as they can practise the same exercises at home, and enjoy learning along with their families. An indispensable piece of equipment to transfer work done in the classroom into the student's home.

It comes loaded onto USB type pen drive and it also includes a micro headset.



Language Laboratories & Multimedia Classrooms



ROYCAN AUDIOSISTEMAS S.A.

C/ de las Nuevas Tecnologías. Pol. Ind. L'Andana
46980 Paterna (Valencia) España
Tel. +34 963 620 112 · Fax +34 963 605 617
Email: multimedia@roycan.com

www.roycan.com

ROYCAN COLLABORATES WITH:

Fundación Vicente Ferrer

easyLAB

For more information or
to purchase this product
please visit our web site
www.easylab.es

