




AVerVision U70

USB Interactive Visualizer

The AVerVision U70 USB visualizer features exceptional portability and convenience as well as the ability to run solely off power from the computer. The lag-free 60fps frame rate, 8-megapixel camera sensor, 4K/2K output resolution, SuperSpeed USB 3.0 and built-in microphone make it an excellent choice during video chats. Easily integrate U70 with an interactive whiteboard (IWB) via the AVerVision Flash Plug-in, or use A+ Plug-in for PowerPoint to capture high-quality visualizer images, record live video and audio.



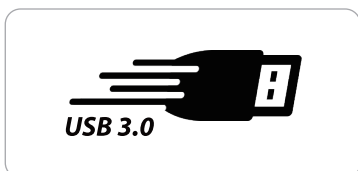
Hassle-free live 4K/2K imaging

Show vivid, blur-free 30fps live video at 4K output resolution that will dazzle any audience, while utilizing the visualizer's wide shooting area and long flexible arm to easily capture complete images of documents & objects larger than an A3 sheet of paper.



Easy online video streaming

Take advantage of U70's quality 8-megapixel camera sensor, nearly instantaneous auto focus and built-in microphone to video chat through Skype™ and similar programs, streaming live images from the visualizer to friends, colleagues and pupils online.



Enjoy superior quality with SuperSpeed USB 3.0

Connect your visualizer to your computer or IWB easily via the U70's USB 3.0 port. Both live video and recording are extra-clear and ultra-smooth.



Compact and portable design

Bring your U70 visualizer along with you wherever you go thanks to a lightweight design, a flexible arm and camera head that effortlessly slip into the visualizer's frame and a built-in handle for easy toting.

AVer Visualizer Software

Explore new possibilities with our A+ Suite visualizer software

- ▶ Integrate live visualizer images seamlessly into existing teaching material, while maintaining easy access to visualizer functions, like annotation and recording.
- ▶ Make the excitement of class accessible from home by quickly uploading visualizer images/recordings to YouTube, Facebook, Picasa and more.
- ▶ Stream live video from a second visualizer, an AVer WirelessCam or a webcam over the video from your visualizer in picture-in-picture mode.
- ▶ Create your own media library full of recorded videos and captured images, then compare the saved images side-by-side with live images from a visualizer, AVer WirelessCam and/or webcam.
- ▶ View and adjust live visualizer images directly via an interactive whiteboard (IWB).
- ▶ Create a truly interactive, one-to-one learning environment with Sphere2's Class feature and ClassSend student app for iOS, Android and Chrome .




AVerVision U70

USB Interactive Visualizer

product specifications	
image sensor	1/3.06" CMOS color image sensor
total pixels	8M
output resolution	4K (3840 x 2160)
TV lines	1400 (max.)
zoom	16X digital zoom
frame rate	60fps (max.)
focus	auto / manual
shooting area	larger than A3 landscape 530 x 396 mm (4:3) / 545 x 305 mm (16:9)
image rotation	electronic rotation 0° / 90° / 180° / 270° (via software)
annotation	yes (via software)
recording	yes (via software)
image effects	color / b&w / freeze (via software)
image adjustments (white balance / exposure)	auto / manual (via software)
presentation tools	yes (Spotlight & Visor via software)
built-in MIC	yes
capture mode	single / continuous (via software)
light source	embedded LED lamp
USB 3.0 port	1 out
dimensions (W x H x D)	operating: 233 x 312 x 468 mm folded: 242 x 188 x 44 mm
net weight	1.7kg (3.7lbs)
power source	USB powered
A+ Suite OS compatibility	
Windows® OS	Windows® 7 (32/64-bit), Windows® 8 (32/64-bit), Windows® 10 (32/64-bit)
Mac OS	Mac OS X v10.10 Yosemite, Mac OS X v10.11 El Capitan
package content	
AVerVision U70 unit	A+ Suite software CD warranty card
USB 3.0 cable	quick guide

camera head



U70 base



with a USB visualizer, you can display...



show images to your audience through...

