

*Optimize your computer classroom
and convert it into an authentic
language laboratory*

optimas[®] SCHOOL



What is Optimas School?



Optimas School teacher's workstation

**Interactivity,
oral communication
and control.**

**Everything combined in one tool, easy and
intuitive to use for teachers and students.**

Optimas School is a system that combines hardware and software to optimize and fully exploit any computer classroom.

It is noticed that computer classrooms in educational centres lack of tools to create environments where students can fully participate. In these classrooms students don't interact, nor don't communicate orally with the teacher nor amongst themselves.

Optimas, besides enabling high levels of communication in the classroom, allows teacher to keep everything under control, to use a wide range of resources and didactic material and to use high quality audio and video files transmitted in real time through the computer network.

It is easy to install and to use, it doesn't require any additional network or wires, due to the fact that its functioning is based on the use of the computer network of the classroom. Any teacher without specific knowledges can start to use it from the first day.

Up to this and thanks to its functions designed for Language Learning, Optimas School constitutes by itself the most complete digital language laboratory.



Roycan

Leading company in educational technology

Optimas School is the result of many years of development and great investments in R&D. Roycan is a company with more than 30 years dedicating to the design and the production of language laboratories and interactive classrooms.

From the beginning of this project, hundreds of teachers have participated contributing their ideas and experiences for the development of this system, which is revolutionizing any level of the educational centres.

Nowadays, Optimas School, a European technological breakthrough, is known throughout the world; a fact backed up by more than 4,000 classrooms in five continents.

Advantages

S For the Students

Studying and carrying out activities in the classroom becomes for students a multimedia, attractive, enriching and enjoyable experience.

At all times, the students can communicate orally with their teacher and the rest of their classmates, speak amongst themselves, share experiences, ask for help, or work in pairs or groups.

They have at their disposal a wide range of didactic resources, activities and multimedia exercises based on the Internet, audio and video, adapted to their needs and to the digital world where we live in.

t For the Teachers

Since the first day it permits the use of new multimedia tools, without the need of advanced computer knowledges nor highly specific training.

Everything is under the teacher's control. Students can work individually, but the teacher can speak to them through the headset, manage the activities they can carry out and monitor the work of any one of them without leaving their workstation.

The teacher doesn't waste time preparing and setting out the computers. The classroom is operative from the first time and students can start working immediately.

The interface and tools of Optimas School are highly easy to use and intuitive and they can also be used with touch-screen monitors.

C For the Center

It can be integrated in any computer classroom with Windows or Linux as operative system (Linux will work with Global Master, the classroom control unit), allowing the centre to fully exploit the new technologies available for educational purposes.

With a small additional investment it permits obtaining a great return from the existing installations, adapting the computer equipment to the real needs of teachers, turning the classroom into a multimedia multi-discipline environment and into a complete language laboratory.

It is a modular system that can be adapted to any center, discipline, teacher or group of students. It allows the integration of a wide range of technologies and audiovisual and multimedia devices, such as digital interactive whiteboards, DVD-players or Blue-ray, video cameras, etc...



Software

Four systems in one: Optimas School is based on four pillars: four systems that, together with the Production Centre, make up a world of endless possibilities to optimize and turn your computer classroom into an authentic and up-to-date language laboratory.

C Interactive Communication

Oral communication is fundamental in Optimas School. It allows the students to communicate amongst themselves, as well as with the teacher at all times.



Workgroups

Optimas Schools allows to configure 8 simultaneous groups within a class, the teacher controls their microphone of the students to permit to speak with the entire classroom or just some of the students.

Pair Conversation

Pair conversation encourages interaction and collaborative group amongst the students. The teacher can create different combinations of pairs (consecutive or random) to realize oral conversation activities.

Group Chats

They permit the creation of written chat rooms to be done in groups or with all the students. The teacher can also save the chats.

Private Conversation and Help

The students can call the teacher if they need individual attention and talk to him/her in private without having to leave their workstations, and without disturbing their classmates.

General Call

This allows the teacher to take control of all the classroom workstations and speak to the class as a whole, even if the students are working on different activities.

Survey and Voting System

With statistics and reports of answers in real time.

b Audiovisual Broadcasting

Optimas School broadcasts extremely high quality audio and video to the students' workstations with no delays nor interference.

Broadcasting Channels

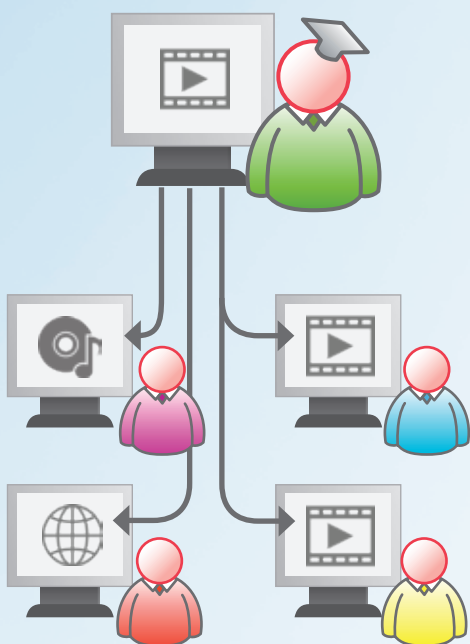
The 10 channels available allow the teacher to send audio and video from different resources, and they are received by the students on their monitors and via their headsets. Different channels can be broadcast simultaneously to different groups of students.

Diversity of Resources

The material used in the classroom can come from a wide variety of sources, both analogue and digital, such as: DVD, CD-ROM, digitalized video, computer programmes, the Internet, as well as analogue sources such as VHS videos or cassettes, etc.

Demonstration


The teacher manages at any time the transmission of these resources, that are received by the students individually at their workstations. He/She has multiple possibilities to carry out this task, such as to show his/her screen or the one of a student to the rest of the class while giving oral explanations.



P

Management and Personalization

To facilitate the work in the classroom, Optimas School incorporates different tools to manage the classroom in an agile and personalized way.



Identification

The students are identified by their names in the graphic interface of Optimas School, so the teacher knows at all times which student is seated in front of each computer.

Library

The teacher has an advanced, shared classroom resource management system to store teaching material and make it available to the students, establishing access privileges if necessary.

Profiles

Each teacher can create their own configuration profiles, save them and retrieve them in later classes. These profiles include the way in which the classroom can be viewed and the names of the students, also with their photos, in order to be used again later.

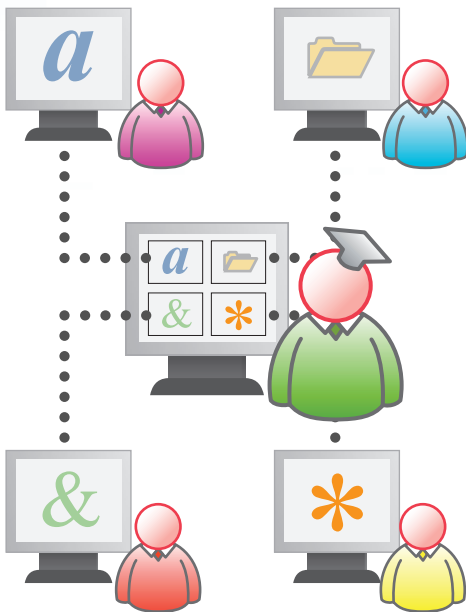
Multi-Language interface

Each teacher can choose amongst various languages for the interface and furthermore extended help messages can be viewed by placing the mouse over the buttons or the menu.

S

Control and Supervision

The teacher controls the classes, supervising and maintaining control of all the activities taking place at all times, hence taking full advantage of the time spent on classroom activities.



Supervision

The teacher can see the students' screens from his/her workstation, and listen to their voices while doing communication activities, made individually, in groups or pairs and at the same time record them. The teacher can control students individually, monitoring them one by one or get a general overview of the whole classroom.

Remote Access

The teacher can remotely take over control of the student's computer without having to leave his/ her workstation, switch the computer on or off, or block the computer in order to get the student's attention.

Guidance

The teacher automatically executes the programmes on the students' computers, denying them access to software they are not authorized to use, or sending files with exercises for the students to complete. In this way, the organization, sending and receiving of work is simplified in a personalized manner.



Production Centre

- DLL Digital Language Lab
- Multimedia Studio for Lesson Creation
- Online Activities Platform

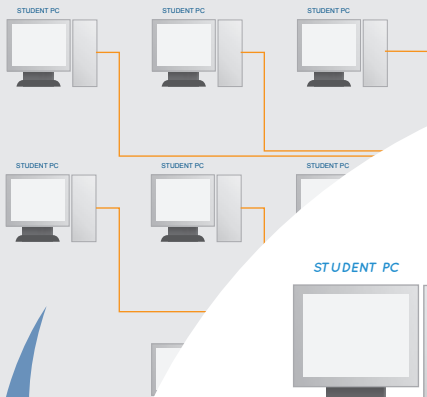
Optimas School provides tools for the creation of activities based on comparative audio and video features, as well as the recording of lessons and tutorials. It also includes an online activities platform, where teachers can get materials prepared by prestigious institutions and universities, such as the UCM (Universidad Complutense de Madrid).



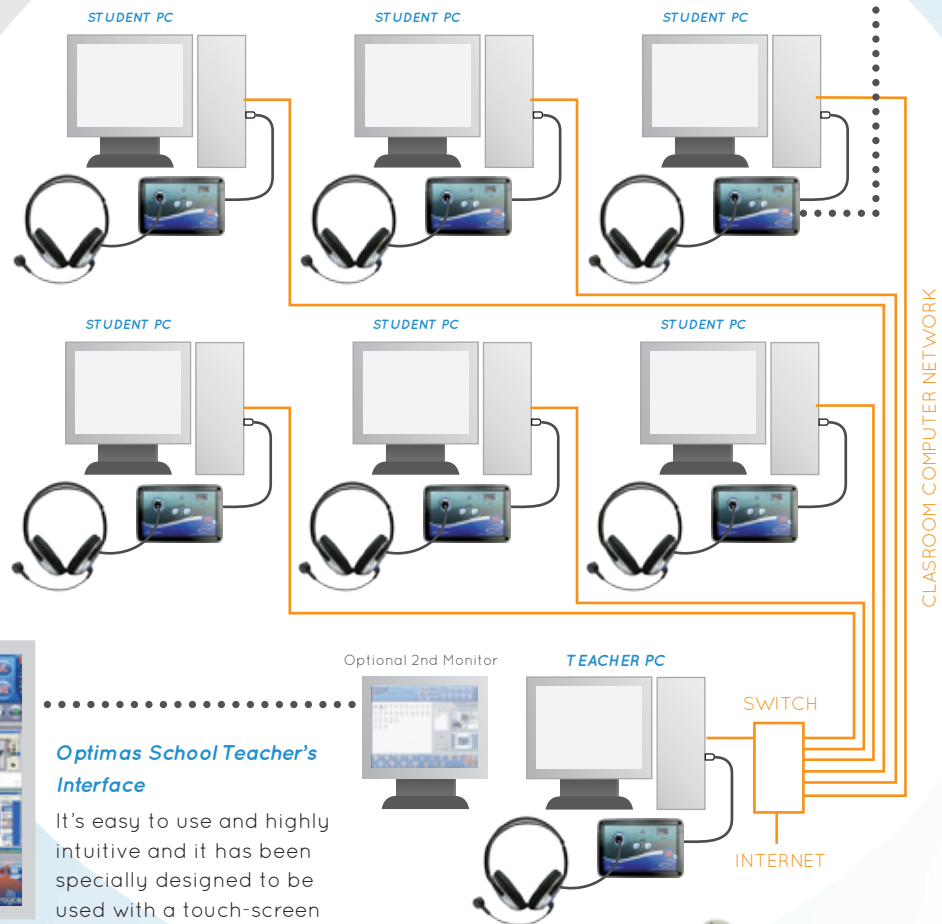
Hardware

Optimas School is quick and easy to install in any computer classroom. All you need to do is install the software and equip each workstation with the communication equipment and a headset with built-in microphone.

YOUR PRESENT CLASSROOM



YOUR CLASSROOM WITH OPTIMAS SCHOOL



Communication Equipment

This connects the headsets to the students' and teacher's computers in order to optimize the audio resources and provide the required audio quality for the language laboratory.



Optimas School Teacher's Interface

It's easy to use and highly intuitive and it has been specially designed to be used with a touch-screen and dual-monitor.

Headsets with built-in microphones

Both the students and the teacher have headsets which have been designed specifically for learning languages. They have ear pads which provide excellent sound isolation, and the unidirectional microphones have noise reduction circuits.



Install it by yourself

Optimas School is the ideal solution for those educational centres who need to turn any computer classroom into an authentic multimedia interactive environment and also in a complete language laboratory. It has been conceived to be acquired directly by any centre, getting the Optimas equipment ready to be installed by the centre.

Moreover Roycan as well as its distributors networks offer additional services, such as transport, installation and training, that can be requested separately.

Communication Equipment

The communication equipment in the students' workstation are available in three formats in order to satisfy the needs of any educational centres:



Premium

The universal solution

It has the format of a control board to be screwed into place or easily built into the classroom furniture. It has buttons to control the volume of the computer in an independent way and an auxiliary USB port to allow an external device to be connected.

The Roycan headset are connected to the communication equipment with a 5 pin high resistance DIN security connector and they have been specially designed for language teaching.

It's the most common solution, chosen by the majority of the installations equipped with Optimas.



University

A plus factor for the most demanding centres

It has the same format of a control board as Optimas Premium, but furthermore it offers advanced sound functions and specific tools to create translation and interpretation activities.

It has additional buttons to automatize tasks and exercises, such as to answer to questionnaires without using the keypad of the computer.



Portable

Ideal for laptops and light devices

The communication equipment has been reduced down to fit onto a pen drive, that facilitates its connections to any device, including laptops, and this also means that it can be used with any type of headset.

The portable format of Optimas School permits to move it from one classroom to another one and to use it easily.

If your educational centre has more than one computer classroom, you could install the software in all the classrooms and move the hardware from one classroom to another depending on the needs of the teachers.

Computer Equipment Minimum Requirements

* General minimum requirements. For more details, please contact our Sales Department

Teacher's Computer

Intel i5 3.1 GHz 6Mb / AMD FX 6300.
4 Gb RAM (1 Gb free).
80 Gb free Hard Disk space.
PCI-e 1 Gb dedicated Graphics Card.
1000 Mbps Network Card
Screen resolution min. 1024x768 32 bits.
2 free USB 2.0 connectors.
Windows 7 SP1 / 8.1 / 10 (32/64 bits).

Students' Computer

1 GHz Processor (32/64 bits) dual core or higher.
1 Gb RAM (256 Mb free).
40 Gb free Hard Disk space.
256 Mb Graphics Card.
Screen resolution min. 800x600 32 bits.
100/1000 Mbps Network Card.
1 free USB 2.0 connector.
Windows XP SP2, 7 SP1 / 8.1 / 10 (32/64 bits)

Computer Network

Switch with support protocol 802.1P Qos.

For wireless network it will be necessary previous checking by Roycan Technical Support.

Opcionale



g Global Master Classroom Control Unit

This encompasses, in a single device, all the control and management features of the classroom, freeing up the teacher's computer.

This piece of equipment can be run in the classroom under Windows and Linux simultaneously, it has additional multimedia storage, and includes the external sound system.

It is supplied with speakers and its own monitor, that can optionally be a touch screen.

m Multiple recording Module

Essential tool for language learning and those schools demanding the performance of oral examinations with many students at the same time. Simultaneous recording of all the students, as well as group and pair-work conversations, is carried out automatically, and the teacher is provided with individual register of the activities carried out by each student.



a Assessment module

This tool permits written tests and exercises to be integrated in the classroom, saving time and increasing productivity in this type of activities. It has a complete pack of questionnaires, statistical functions and control and monitoring parameters, which allow the teacher to design an infinite number of evaluation activities and keep a record of each student's progress.

Web remote access

By using a web browser the students can remotely access the Assessment Module allowing them to do the exercises in other classrooms or comfortably at home, using their laptops or tablets.



P.I. L'Andana - C/ Nuevas Tecnologías, 6. 46980 Paterna (Spain)
Tel. +34 963 620 112 - Fax +34 963 605 617
Email: info@roycan.com - www.roycan.com

